

LAZERPOINT RF™

BY CAMDEN



The Next Level of Wireless Door Control

Lazerpoint RF™ cuts through the competition with better performance, more flexibility and easier installation!



Lazerpoint™ is supported by the largest selection of switches and mounting enclosures in the industry!



DISCOVER THE BEST IN DOOR ACTIVATING AND LOCKING PRODUCTS!

Toll Free: 1.877.226.3369

www.camdencontrols.com

The New Door Activation Solution...

A New Generation of Technology and Product Design

Lazerpoint RF™ is designed to do what narrow-band systems can't!

Conventional wireless (also known as narrow-band) systems communicate at a frequency that remains constant. This makes the wireless signal very susceptible to interference.

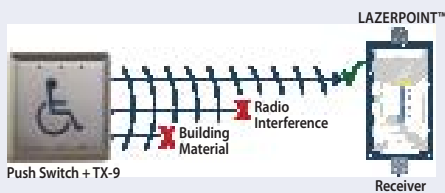
Camden's new Lazerpoint RF™ provides a superior solution with industry-leading (broadband) 915 MHz. spread spectrum wireless technology.

Lazerpoint RF™ 'spreads' the wireless signal across a number of frequency channels on a wider electromagnetic spectrum.

Lazerpoint RF™ frequency - hopping (FHSS) wireless communications is virtually impervious to interference from other wireless devices (RFI immunity).

In addition, Lazerpoint RF™ wavelength is 70% shorter than 300-400MHz. signals, allowing it to pass through smaller openings in building materials. Best of all, Lazerpoint RF™ provides a range up to 10 times that of typical narrow-band wireless products.

Lazerpoint RF state-of-the-art circuitry draws minimal power: up to 5 year battery life or 500,000 activations, utilizing two AAA alkaline batteries.



Single frequency wireless (narrowband) is easily blocked by building materials (that limit your options for placement of transmitters) and radio interference from other electrical/electronic devices (which can cause intermittent disruptions that are a service nightmare).

Lazerpoint RF™ wireless technology 'hops' between 3 frequencies to ensure that the wireless signal always gets through.

LAZERPOINT RF™
BY CAMDEN

Features*

- 12 or 24 Volt, AC or DC operation. Lazerpoint RF™ is compatible with all automatic door operators.
- Advanced 915MHz. spread spectrum (broadband) wireless communications for outstanding performance in the most demanding applications.
- Multi-year battery life (using inexpensive 'AAA' alkaline batteries) and exclusive 'low battery' and 'gas gauge' audible alerts.
- Ultra compact designs fit where other products can't, including jamb switch boxes and low profile door operators.
- Built-in relays/door sequencers save time and money by avoiding the cost of buying and installing additional components.
- Optional plug-in receiver modules provide compatibility to other RF frequencies.
- A range of installation support features, including 'push and learn' transmitter enrollment and signal strength indicators, makes Lazerpoint RF™ the easiest system to install.
- Camden product quality backed by a full 3 year replacement warranty.

Models

WALL SWITCH TRANSMITTER



CM-TX-9
Wall Switch Transmitter,
915 MHz.

- Battery operated
- Audible 'stuck switch' and low battery indication
- 'Instant response' captures brief switch activations
- Compatible with all push button and push plates

RECEIVERS



CM-RX-91
Basic Single Relay Receiver

- Adjustable door hold open timer
- Slots for additional plug-in receiver boards
- 12/24V AC/DC operation
- Connection for optional diagnostic tool

CM-RX-92
Full Function Dual Relay Receiver

- (2) Form C relays, 3 Amps @ 30V DC
- (3) 1-30 second adjustable timers
- 4 position dip switch selects 6 unique operating modes

OPTIONAL PLUG-IN RECEIVERS



CM-RX-DBB
CM-RX-DBO
CM-RX-DBR
CM-RX-DBW

- 300MHz Daughterboard (blue antenna)
- 318MHz Daughterboard (orange antenna)
- 390MHz Daughterboard (red antenna)
- 433MHz Daughterboard (white antenna)

- Up to 2 plug-in daughterboards per receiver; up to 3 transmitter frequencies can be used simultaneously.

SERVICE TOOL



CM-RFCT

Plug-in LED Cable Tool, 33".


- View RX-91 or RX-92 Receiver LED status indications at a distance. Particularly helpful where the receiver is 'hidden' when mounted in an automatic door operator box.

*Patent Pending

...Delivering a True Wireless Breakthrough!

Market Leading Features, Convenience and Reliability

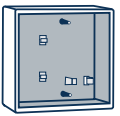




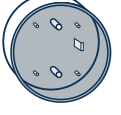



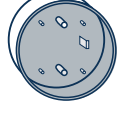





Lazerpoint RF™ by Camden Door Controls overcomes the limitations of existing wireless door activation products, and provides a reliable and economical alternative to hardwired systems. More than simply another RF transmitter and receiver, Lazerpoint RF™ is a complete wireless solution.



RX-92 RELAY OPERATING MODES		
MODE 1	DUAL INDEPENDENT OUTPUTS	Two separate channels, each with a Form C output, and 1 - 30 second timer.
MODE 2	SWITCHING NETWORK	(Make/Break Relay) performs a similar function as Camden CX-12 or SA-1. Suitable for a door with electric lock and automatic operator.
MODE 3	VESTIBULE SEQUENCING 'A'	This mode sequences two doors in both directions, with just one pair of wires between the two doors. Only 1 RX-92 required.
MODE 4	VESTIBULE SEQUENCING 'B'	This mode sequences two doors in both directions, with no wiring! Requires 2 RX-92's.
MODE 5	ACCESS CONTROL MODE	Upon receipt of a signal, this mode latches Relay 1, the lock relay. While locked, it allows transmitters, learned into channel 2, to fire (activate) the operator relay.
MODE 6	FREIGHT DOOR MODE	A transmitter input will activate the lock output for an adjustable time, and latch the operator output indefinitely. A second activation allows the door to close.

Convenient and Economical Switch Packages

Switch packages include everything you need for your installation; (2) stainless steel all-active switches, (2) ABS mounting boxes/enclosures, (2) CM-TX-9 wireless transmitters with batteries, and (1) CM-RX-91 receiver.

4 1/2" SQUARE SWITCH PACKAGES (CM-45 SERIES)			JAMB WIDTH SWITCH PACKAGES (CM-25 SERIES)		
CM-RFL452  Wheelchair Symbol +  Surface Box	CM-RFL453  'Push to Open' +  Surface Box	CM-RFL454  Text and Symbol +  Surface Box	CM-RFL252  Wheelchair Symbol +  Surface Box	CM-RFL253  'Push to Open' +  Surface Box	CM-RFL254  Text and Symbol +  Surface Box
4 1/2" ROUND SWITCH PACKAGES (CM-40 SERIES)			6" ROUND SWITCH PACKAGES (CM-60 SERIES)		
CM-RFL402-47  Wheelchair Symbol +  Surface Box	CM-RFL403-47  'Push to Open' +  Surface Box	CM-RFL404-47  Text and Symbol +  Surface Box	CM-RFL602-69  Wheelchair Symbol +  Surface Box	CM-RFL603-69  'Push to Open' +  Surface Box	CM-RFL604-69  Text and Symbol +  Surface Box
CM-RFL402-49  Wheelchair Symbol +  Flush/Surface Kit	CM-RFL403-49  'Push to Open' +  Flush/Surface Kit	CM-RFL404-49  Text and Symbol +  Flush/Surface Kit	CM-RFL602-79  Wheelchair Symbol +  Flush/Surface Kit	CM-RFL603-79  'Push to Open' +  Flush/Surface Kit	CM-RFL604-79  Text and Symbol +  Flush/Surface Kit

RECEIVER OPTION: Add 'D' to Switch Package # for CM-RX-92 Dual Relay Receiver in place of CM-RX-91